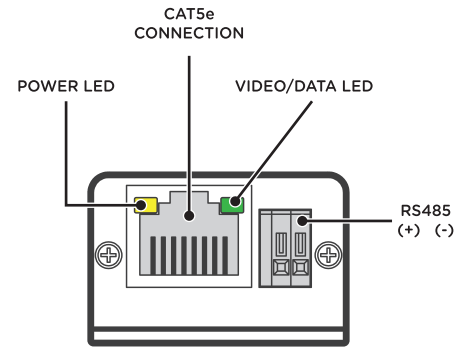
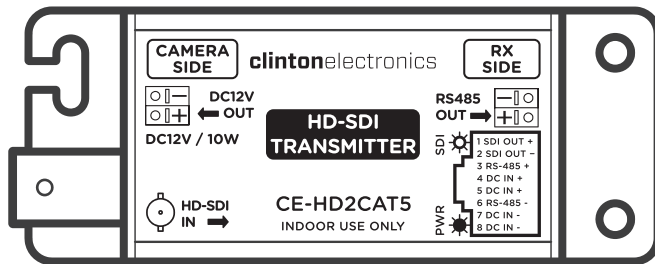


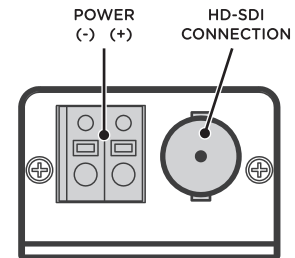
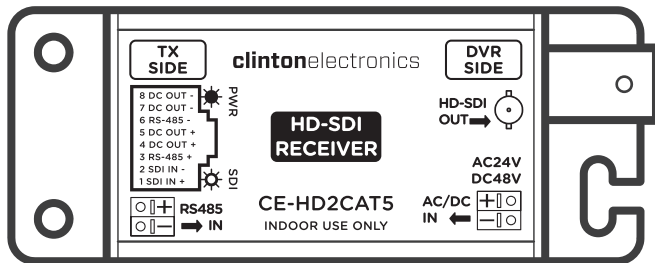
# CE-HD2CAT5 User Guide

## HD-SDI to CAT5e Transmitter & Receiver

The CE-HD2CAT5 Transmitter and Receiver kit enables an HD-SDI signal, power, and RS-485 data to be transmitted up to 400' over CAT5e cable.



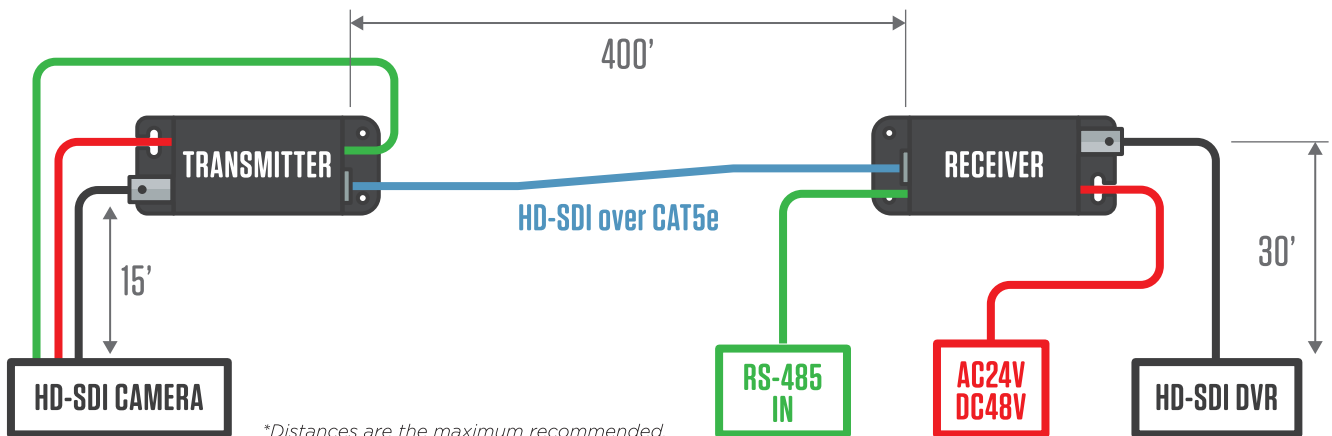
**YELLOW LED ON:** Good Power Connection  
**GREEN LED ON:** Good Video Connection



### CONNECTION DIAGRAM

**TRANSMITTER - (FROM THE CAMERA SIDE):** Make any Video, Power and RS485 connections from the camera to the TRANSMITTER. Limit HD-SDI video distance to 15 feet. Connect CAT5e cable from TRANSMITTER to RECEIVER.

**RECEIVER - (FROM THE DVR SIDE):** Make any Video, Power and RS485 connections from the DVR to the RECEIVER. Limit HD-SDI video distance to 30 feet. Connect CAT5e cable from RECEIVER to TRANSMITTER.



### TRANSMISSION DISTANCE

This recommended HD-SDI transmission distance is 90% of the maximum distance (using RG59) calculated by considering the loss of the signals depend on the situations.

Camera to TRANSMITTER (RG59)	TRANSMITTER to RECEIVER (CAT5e)	RECEIVER to DVR (RG59)
15'	400'	30'